

ACCOMMODATIONS SYMBOL LEGEND

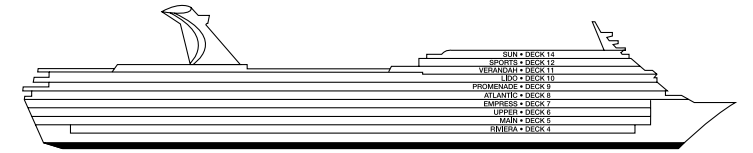
- ★ 2 Twin Beds (convert to King) and Single Sofa Bed
- 2 Twin Beds (convert to King) and 1 Upper Pullman
- ◇ 2 Twin Beds (convert to King), 1 Lower Pullman, and 1 Upper Pullman
- 2 Twin Beds (convert to King) and 2 Upper Pullmans
- † 2 Twin Beds (convert to King) and Double Sofa Bed
- ◆ Stateroom with 2 Porthole Windows

- ◁ Connecting staterooms (ideal for families and groups of friends)
- ★ Twin beds do not convert to a King Bed
- U Unisex Wheelchair Accessible Restroom
- ⊗ All accommodations are non-smoking.

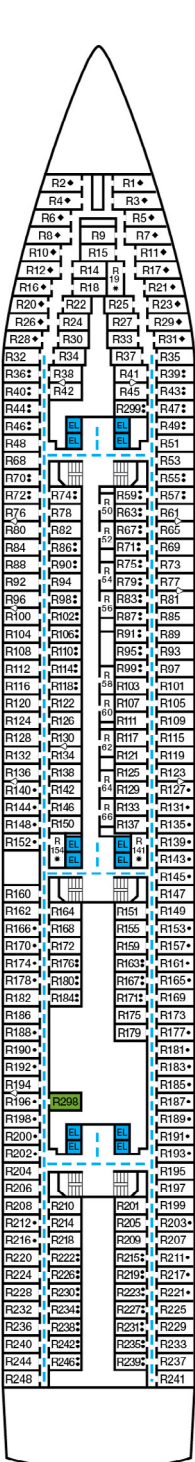
- Accessible Routes including Ramps
- Restrooms, Elevators, Lifts and other Accessible Areas
- Fully Accessible Staterooms (FAC)
- Fully Accessible Staterooms - Single Side Approach (FAC-SSA)
- Ambulatory Accessible Staterooms (AAC)

DECK PLANS

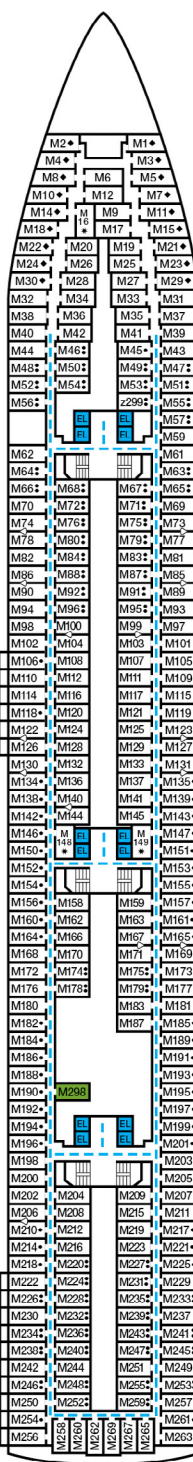
Please contact Guest Access Services for specific ship accessibility features. You may also visit <http://www.carnival.com/about-carnival/special-needs.aspx>



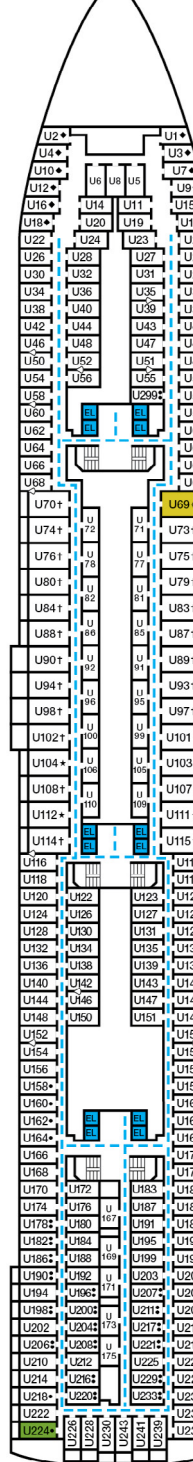
Gross Tonnage: 70,367 Length: 855 Feet Beam: 103 Feet Cruising Speed: 21 Knots
 Guest Capacity: 2,052 (Double Occupancy) Total Staff: 920 Registry: The Bahamas



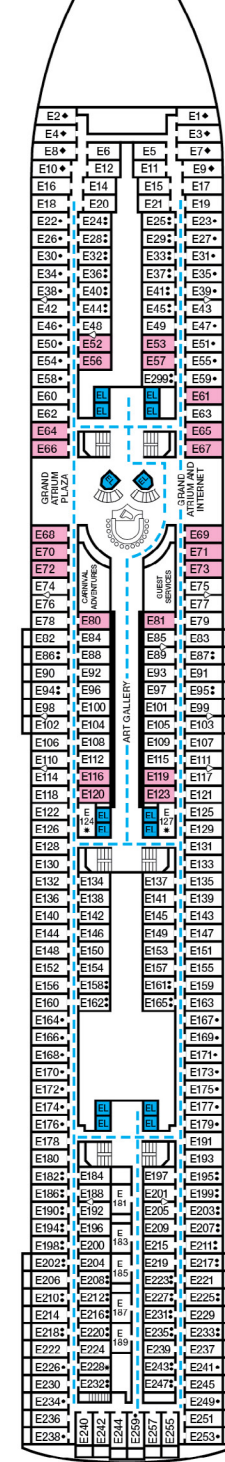
Riviera • Deck 4



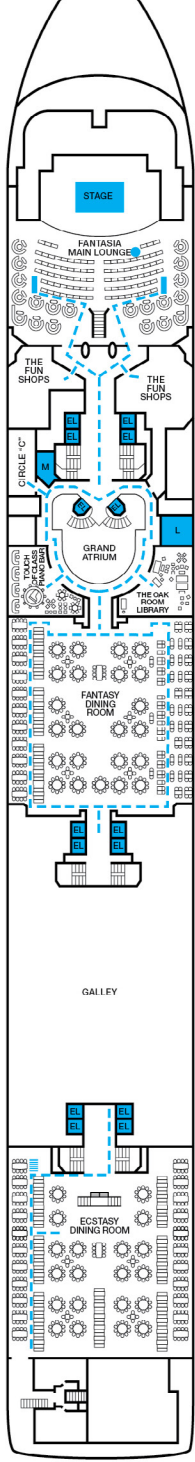
Main • Deck 5



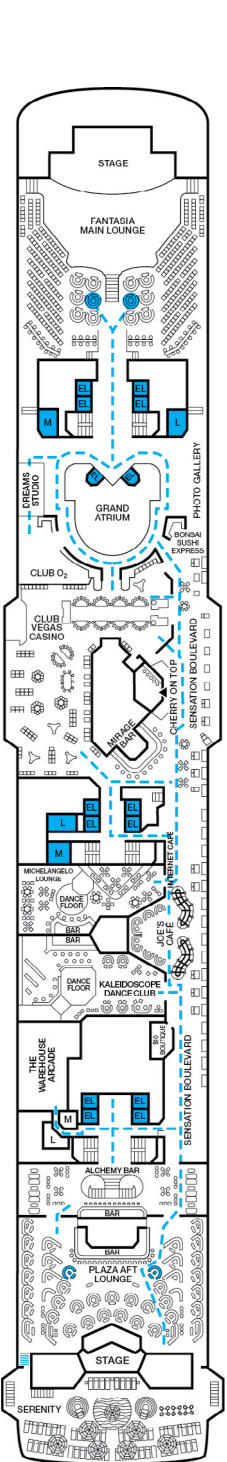
Upper • Deck 6



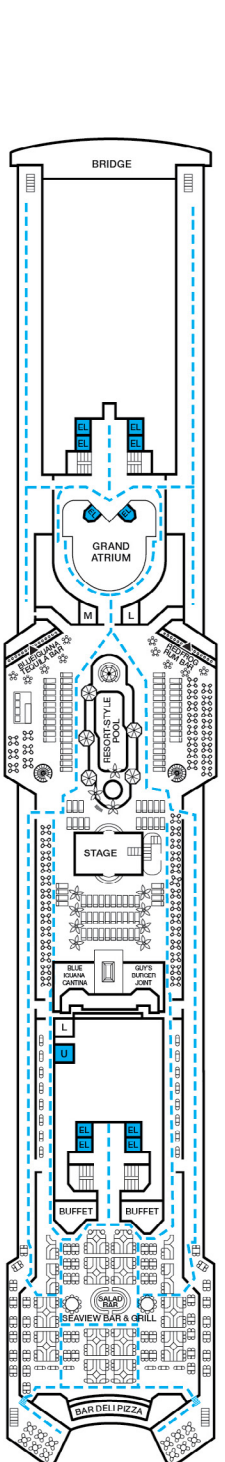
Empress • Deck 7



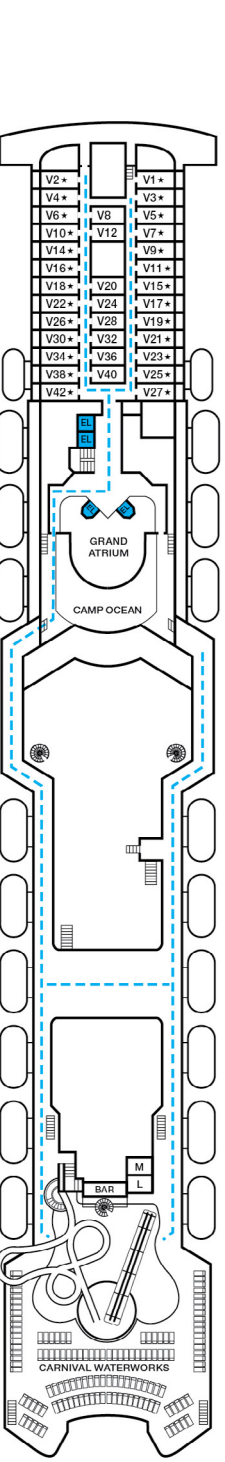
Atlantic • Deck 8



Promenade • Deck 9



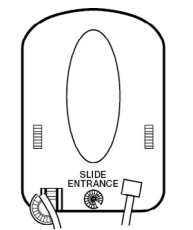
Lido • Deck 10



Verandah • Deck 11



Forward Sports • Deck 12



Sun • Deck 14